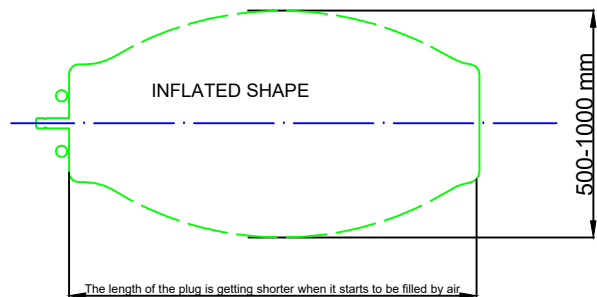
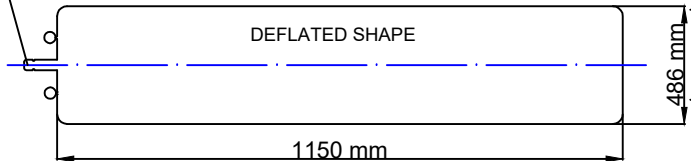


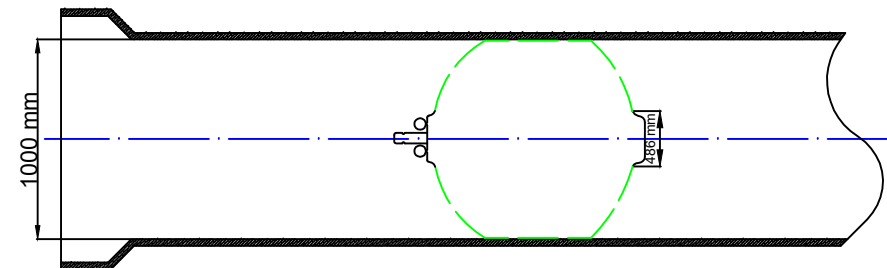
MODEL PP5001000/1,5	
Min. Applicable Size	500 mm
Max. Applicable Size	1000 mm
Inflation Pressure/Working Pressure*	1,5 Bar
Max. Back Pressure**	0,5 Bar
Material	SBR+NR mixed Rubber and strong fabric
Approx. Weight	26,5 kg
Deflated Diameter	486 mm

Applicable Size: Any size between DN500 up to DN1000 (DN500,...., DN1000)

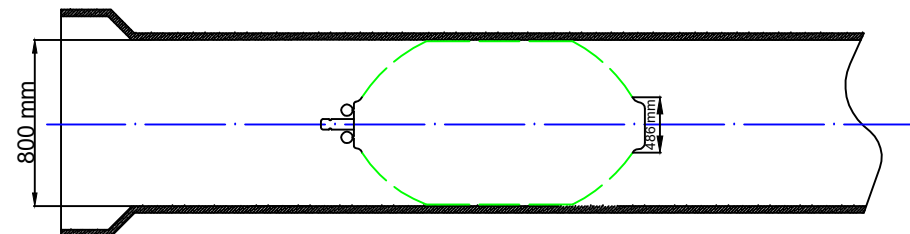
Air filling port to inflate the plug.



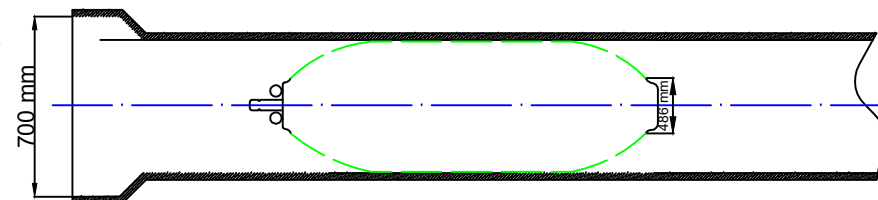
DN1000 Pipe



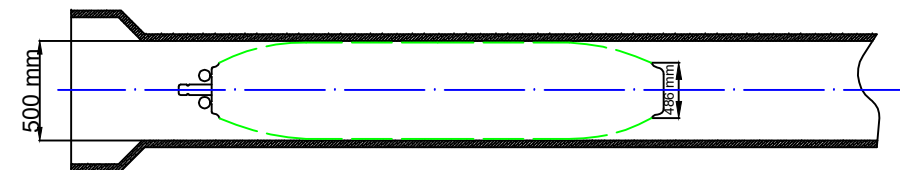
DN800 Pipe



DN700 Pipe



DN500 Pipe



*** BACK PRESSURE CHART FOR DRY CONCRETE PIPE					
MODEL / PIPE DIAMETER	500 mm	600 mm	800 mm	900 mm	1000 mm****
PP5001000/1,5	1,0 Bar	0,8 Bar	0,7 Bar	0,6 Bar	0,5 Bar

* : Working Pressure means Inflation pressure which is the required pressure to inflate the plug by air.

** : Back Pressure refers to the pressure which pushes the plug and forces it to move inside the pipeline.

*** : The back pressures in the table are only valid for the ambient temperature at 25°C degree.

**** : It is not recommended to use the plugs in max. diameter except dry concrete pipe, because the back pressure is related with the friction coefficient between pipe and plug. If the pipe is not concrete or the pipe surface is not clean or not dry, the friction coefficient will be smaller. So, the Plug will hold less back pressure. So, don't use the plug in limits and select the larger size plug for that kind of applications.



Drw By:Eng. IBS
Revised By:UA

Publication Date: 13/07/2015
Revision Date : 9/01/2020

Drawing Name : Model PP5001000/1,5