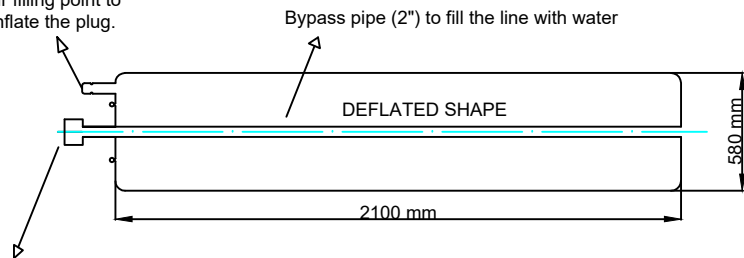


MODEL PTP6001600/1,0	
Min. Applicable Size	600 mm
Max. Applicable Size	1600 mm
Inflation Pressure/Working Pressure*	1,0 Bar
Max. Back Pressure**	0,3 Bar
Material	SBR+NR mixed Rubber and strong fabric
Approx. Weight	66 kg
Deflated Diameter	580 mm
Bypass Size	2"

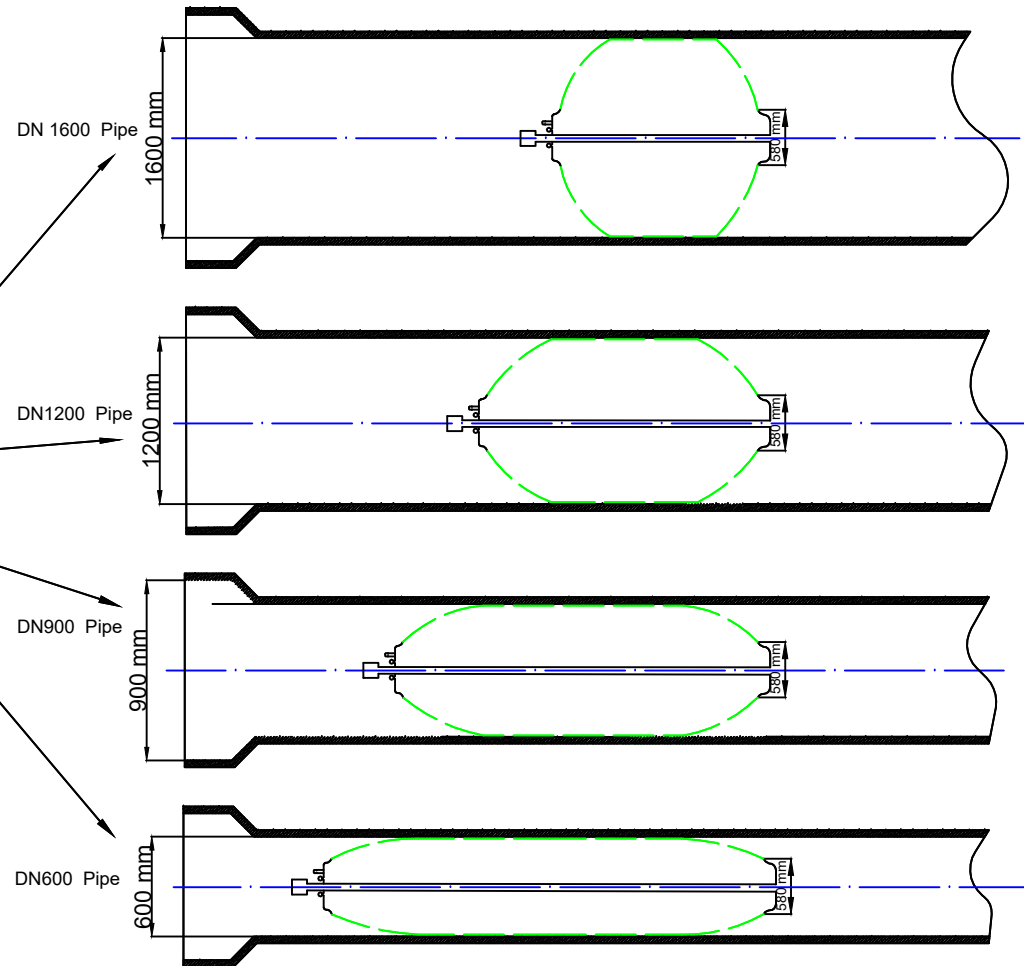
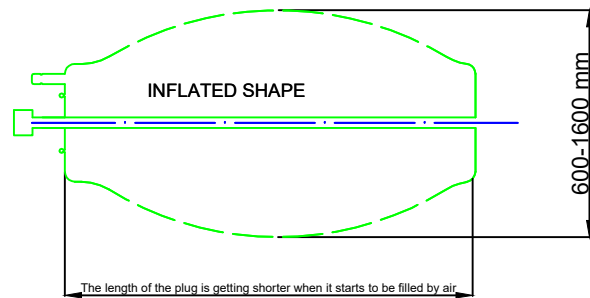
**INFLATED SHAPES**

Applicable Size: Any size between DN600 up to DN1600 (DN600,...., DN1600)

Air filling point to inflate the plug.



Water filling point for plug. PTP model plugs are including bypass pipe which allows to fill the line with water. Bypass size to be changed as per client requirement.



*** BACK PRESSURE CHART FOR DRY CONCRETE PIPE							
MODEL / PIPE DIAMETER	600 mm	800 mm	900 mm	1000 mm	1200 mm	1400 mm	1600 mm****
PTP6001600/1,0	1,7 Bar	1,5 Bar	1,2 Bar	1,0 Bar	0,8 Bar	0,5 Bar	0,3 Bar

- \* : Working Pressure means Inflation pressure which is the required pressure to inflate the plug by air.
- \*\* : Back Pressure refers to the pressure which pushes the plug and forces it to move inside the pipeline.
- \*\*\* : The back pressures in the table are only valid for the ambient temperature at 25°C degree.
- \*\*\*\* : It is not recommended to use the plugs in max. diameter except dry concrete pipe, because the back pressure is related with the friction coefficient between pipe and plug. If the pipe is not concrete or the pipe surface is not clean or not dry, the friction coefficient will be smaller. So, the Plug will hold less back pressure. So, don't use the plug in limits and select the larger size plug for that kind of applications.



Drw By: Eng. IBS Revised By: UA	Publication Date: 13/07/2018 Revision Date: 9/01/2020
Drawing Name : Model PTP6001600/1,0	